

Advanced SRV® Target Directional

Conscious Mind Instructions: Print out this Advanced SRV session template. Fill out this page completely. This page will be page 1 of your session. Put this directional page in front of the rest of your session when you are done. Choose your own target coordinates and enter them in the space provided.

Subspace Mind Instructions: Your perception of this target corresponds only with the explicit contents of the target definition for this session as given to the viewer for closing this session. Perceive the target only as it exists as defined by the closed system of the viewer closing this session.

Target coordinates: 7843/8968

Session Number: 1

Experiment Number: N/A

DATA TYPE: 4

MONITORING
LEVEL: 1

PS- OK

ES- OK

AP- None




Jet

NAME: Aziz Brown

DATE: 8 July 2015

TIME: 5:53pm

7843
8968 

IL: water

A: Curvity up, down, ~~over~~^{under}, up, ou
down, under
semi soft
natural

B: No-B

IL: water


A: Sloping upwards, peaking, slopes down
Curvity under, curvity over curvity
under
Semi-hard
artificial



B: No-B

IL: Structure

A: verticle upwards, angled, horizontal
flat across
hard
man-made

B: Structure

7843
8968 

7843 
8968 

3

7843
8968



IL: water

A: sloping upwards, peaking, curving under,
curving upwards, curving over, curving down,
curving upwards, curving over

1. semi-soft
2. natural
3. dynamic
4. complex

B: No-B

C: subjects
activity

foliage

structures

hole in ground

displaced dirt

high structure

hill

nature/nature sounds

chirping

sounds

engine/machinery

antenna

chatter

multiple subjects

yelling

humid/moist

green

light skinned ppl

vehicle

Tenseness

D-Swamp
factory
work
construction

D-Hard Hats

D-Endor

D-guns

D-WWII or I

Bunker

D-Trenches

D-Soldiers

D-bird sounds


D-Forest

D-lumberjacks

D-Bombing in Isra

D:





7843
8968 ✓

II: ~~Note~~ Energetics

A: Curving downwards, curvy under, curvy over, curvy downwards, curvy under, curvy upwards

1. semi-soft
2. movement
3. dynamic
4. complex

D-Fire

B: Energetics

C: Semi-warm
electricity

Fire-electricity
shock
Subjects mixed with
shock fire

destructive
field of subjects lying down
not having a good time

Crispy
black
dead wood chips
broken rubble pieces
rubble

Structure - broken in half
Standing subject
destruction

Subjects running away from
burning town/urban center
giant building ~~being destroyed~~ coming down
smokey-black
body in rubble

D-chainsaw

D-power tools

D-flamethrower

D-Napalm in
Vietnam

D-World Trade
Center

D-airplane
propeller

D-The British
being bombed by
Nazis in WWII

D-The destruction
of Atlanta

D-Sherman
Civil War

Surrounded
by big things

Standing
structures
regular rubble
multiple
Squeaking
Crushing
Screaming
building
falling into
another
building
Explosions
Pattern of
destruction
over a large
area

D:



6

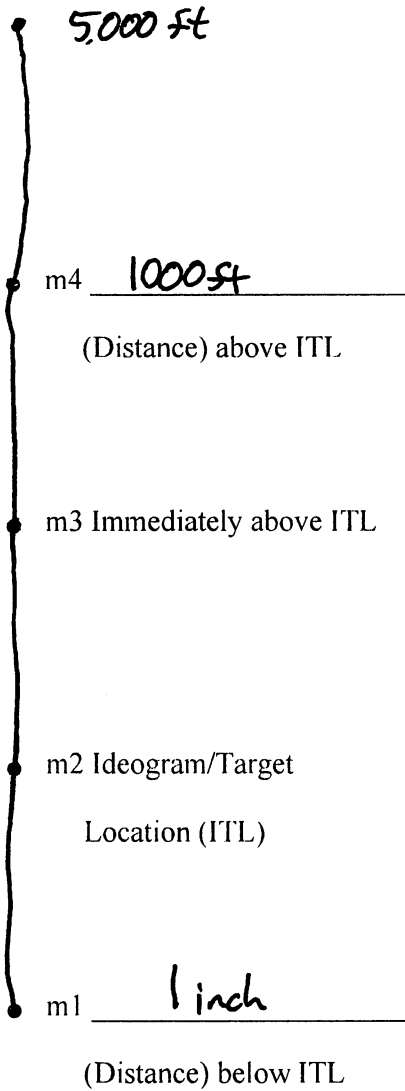
m5: large city

m5: large city, hills on one side
water on the other side, lots of water
coast

D-Riyadh
Saudi Arabia

E:

D-hiroshima
Nagasaki



m4: air born structures

m3: Towers of smoke, sounds (artificial), explosions
Screams, subjects, frantic, broken structures
Some broken and broken structures, big holes
in structures, see interior of structures

m2: Death, Destruction, Rubble

m1: Hard Manmade Dark

F:

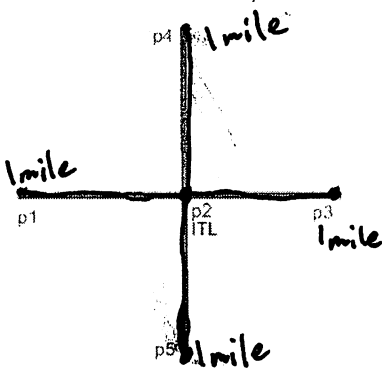
p1: smaller structures/neighborhood, frantic, less destruction
fewer subjects

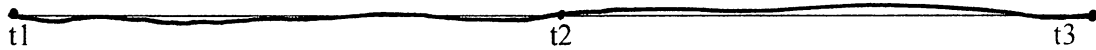
p2: Destruction, rubble

p3: water, saltwater

p4: Still urban

p5: Still urban, closer to a coast,





ITL 24hrs
before Target Time

ITL at
Target Time

ITL 24hrs
after Target Time

G:

t1: Structures in order, not collapsed, no destruction

t2: Explosions, destruction, death

t3: Finished destruction, More rubble

D-Bombing of Nazi
Germany by Allied Forces

Target for this session:

Kobe, Japan during the Great Hanshin Earthquake of 17 January 1995.

NOTE: The target was shown to the viewer only AFTER both paper and pen and video sessions were completed.