

Advanced SRV® Target Directional

Conscious Mind Instructions: Print out this Advanced SRV session template. Fill out this page completely. This page will be page 1 of your session. Put this directional page in front of the rest of your session when you are done. Choose your own target coordinates and enter them in the space provided.

Subspace Mind Instructions: Your perception of this target corresponds only with the explicit contents of the target definition for this session as given to the viewer for closing this session. Perceive the target only as it exists as defined by the closed system of the viewer closing this session.

Target coordinates: 2147/2183

Session Number: 1

Experiment Number: N/A

DATA TYPE: 4

PS- okay

NAME: Princess Jeanes

MONITORING
LEVEL: 1

ES- okay

DATE: 19 October 2015

AP- None

TIME: 3:23

2147
2183

IL: land

A: horizontal flat across
• hard
• natural

B: land

IL: mountain

A: vertical upward, curving
vertical downward
• hard
• natural

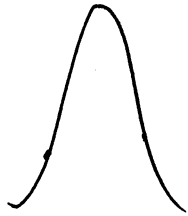
B: mountain

IL: None


A: vertical upward, curving
• hard
• manmade

B: structure

2147
2183




2147
2183



2147

2183



IL: land

A: horizontal straight across.

- 1. hard
- 2. natural
- 3. static
- 4. simplex

B: Land

C: Base surface

Both Level and

Irregular

Natural

Steep Peaks

no water

Cloud dynamics

structures

many

subjects

few

maintains

one

D:

From the center of the target something should be

Percivable



yellow
still water

white or grey
wet sneakers

loaves

like someone made it.

man made

corp

body

I DON'T WANT TO
DINKIT.

linear rock

hard



movement

material

hard

movement

SMALL X

noticing

water

ford

ITC

DAN

Base surface

Dale AB Black-

D-CAROL

D-SWAMP

D-STONE

metal
C102M
metal
C10
~~100~~

hard
C10
in metal
clear, white layer

metal
on metal
B.

Q-13



metal

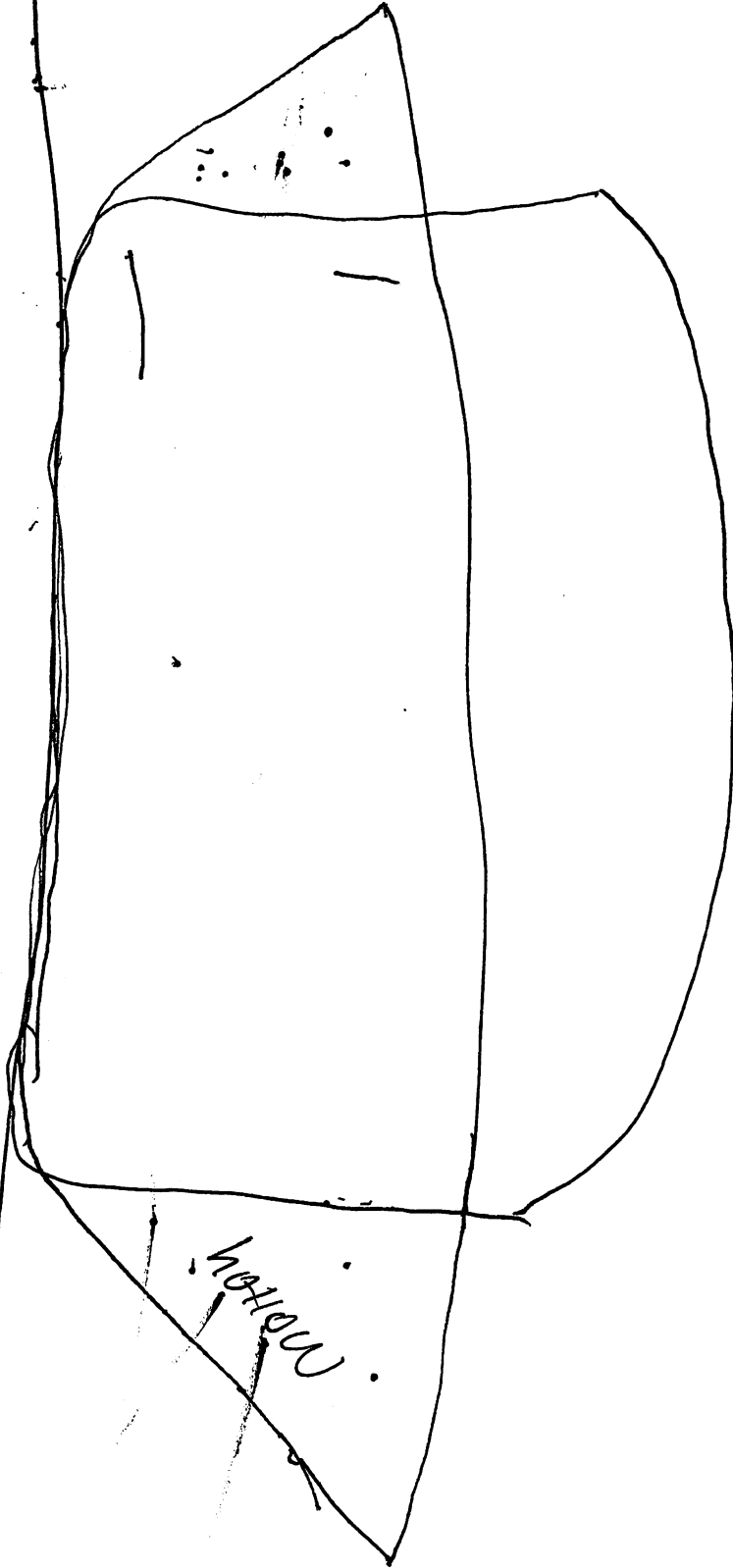
C102M

C10

Dark

Black

Dark



MATHS

Dark

WALL: AROUND

87.

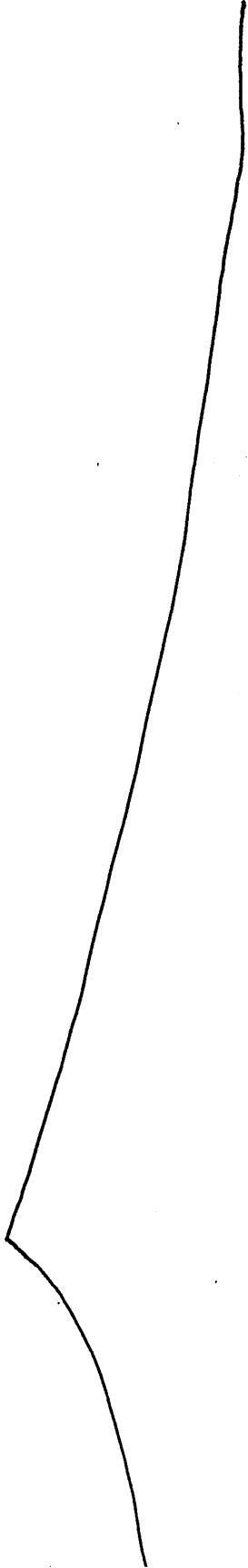
Big Ship

Sub jets

are small


relative to

the ship.



T2 From TOP

water
River



Water



So far, I have a hollow metal structure on
~~the~~ extensive water. There is other stuff in the water
at T3, we have multiple metal structures in
the water.



G:

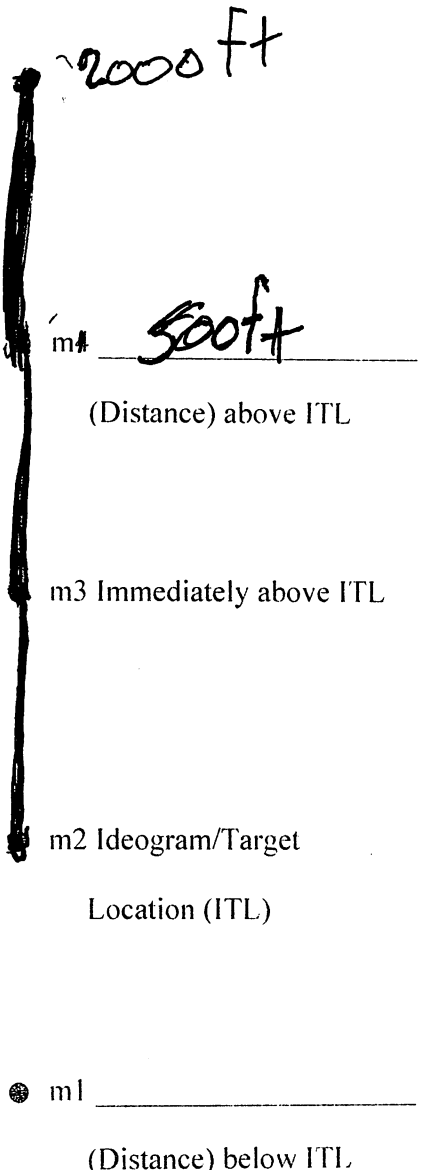
t1: It does not look like T2
 water.

structure on water
 surrounded by objects
 level splash all the stuff is in the
 water wash splash

t2: I don't hear anything after

water
 objects
 pieces

what ever happened at t2 seems to be involved
 with t3. It is not happening with t1



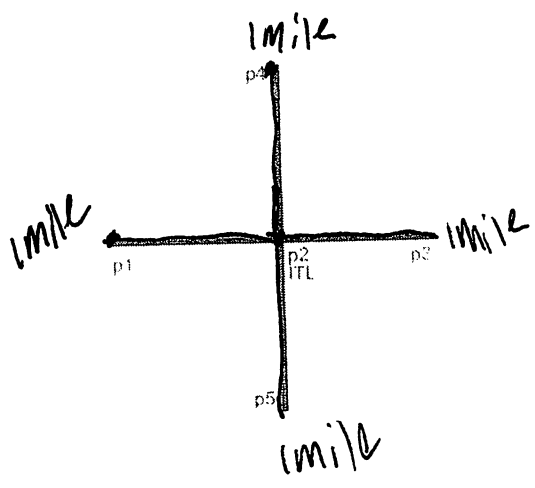
finance, water, far water

m4: water, just water

m3: water as far out I can see

m2: structure on water

F:



p1: lots of water nothing is.

p2: structure on water

p3: water as far out I can see

p4: water, forage, land? water

p5: water as far as I can see.