

## Advanced SRV® Target Directional

**Conscious Mind Instructions:** Print out this Advanced SRV session template. Fill out this page completely. This page will be page 1 of your session. Put this directional page in front of the rest of your session when you are done. Choose your own target coordinates and enter them in the space provided.

**Subspace Mind Instructions:** Your perception of this target corresponds only with the explicit contents of the target definition for this session as given to the viewer for closing this session. Perceive the target only as it exists as defined by the closed system of the viewer closing this session.

Target coordinates: 2147/2183

• Session Number: 2

Experiment Number: N/A

---

DATA TYPE: 3

PS- okay

NAME: Princess Jeanie

ES- okay


DATE: 21 October 2015

MONITORING  
LEVEL: N/A

AP- NONE


TIME: 4:10 PM

2147

2183 

IL: land flat  
A: horizontal ~~straight~~ cross  
• hard  
• man made

2147

2183 

B: none  
IL: land  
A: horizontal flat cross  
• hard  
• natural

0

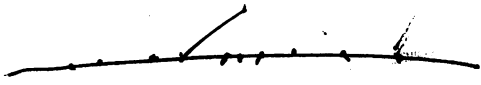
2147

2183 

B: Land  
IL: Mountain  
A: ~~horizontal~~  
Vertical upward curving over,  
vertical downward  
• have  
• man made  
B: Structure.

0

2147  
2183



II. ~~Water~~ Water

A: horizontal, flat across

1. hard
2. Natural
3. Simple
4. Static

B: Land

C: Base surface

land / water interface

10' deep

pileage  
natural objects

from center of the target

something should be  
receivable


Metal  
CONTROLS

Takes  
machines or something.  
Decoration

Doors D:  
Land

yelling  
laughter?

MUSIC



Big

hard  
man made  
dynamic  
complex

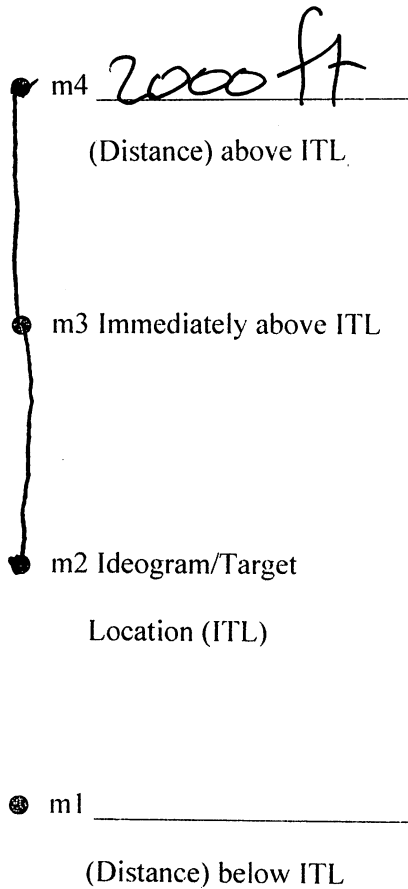
more than one  
composition  
Low  
structures  
are  
stepped

3 structures  
on water  
land nearby  
but not too close

gray and white  
smooth feeling  
SUBJECTS

D-Store

E:



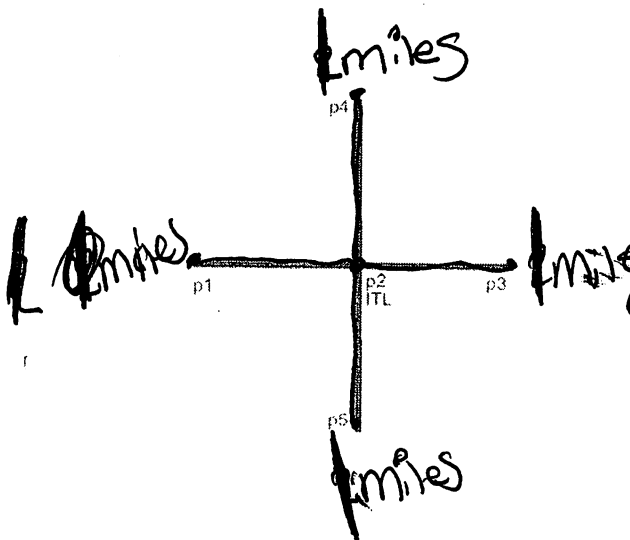
m4: Extensive water (comotion) ships, land & foliage off in the distance.

m3: ship in front of me. moving fast. water, flight. flash or blinking light.

m2: Big ship on water surrounded by 2 more ships, other objects

m1:

F:



p1: Big metal machine & shiny land.

p2: ship in water surrounded by ~~metal~~ other ships. light.


p3: Big metal ~~machine~~ ship. blocking.

p4: land, foliage, subjects. lights...

p5: Water


FS.

4

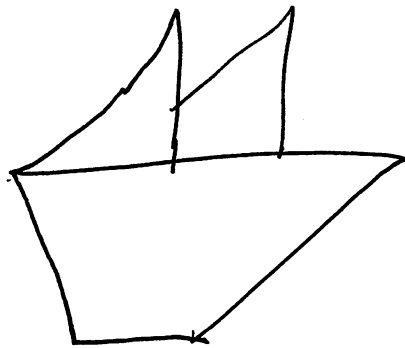




SKETCH

5



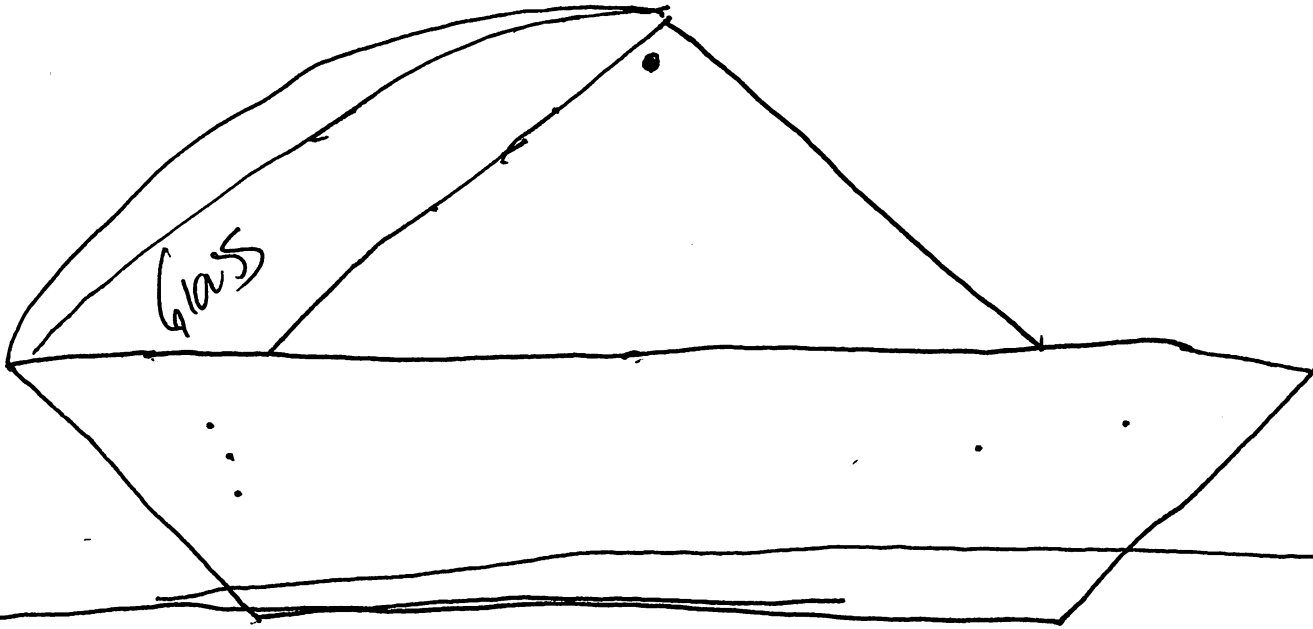
Water



Ship




Ship






Glass



Handwritten Chinese characters on a horizontal line. From left to right: 年年年年, 年年年年, 年年年年, 年年年年, 年年年年.



1000



LOUD

People

Commotion

Formal wear  
Black + White

MEN + WOMEN

Lights

White male

Yelling

Tan  
clothing

Out of Plaza

MUSIC

Controls

Party  
Ship

Decor

Machines

Laughter

Blue clothing

Not  
slaving

# ON THE SHIP

Tables  
 Controls  
 machines  
 Loud noises  
 laughter  
 yelling  
 music  
 Bright  
 White covers

Plain.  
 Decoration / Not Everywhere

## SUBJECTS

formal look

Black

White

Men + women

White male is looking at me

Tan clothing

Blue clothing?

hat

Party ship

workship

loss of people

Are they lost?

In some areas on the ship, it's hectic

In other areas it's peaceful

Almost like

Everyone is on

A different

mixture

1

7

3 SHIPS ARE STAGGERED TRIANGLE SHOPS

2000 ft

Extensive water

ships objects allow

land foliage in distance

---

lights flashing

surrounded by

IN SOME AREAS

IT IS Hectic

IN OTHER AREAS

IT IS Peaceful

DIFF Mission

Front

Land is fair

L Big  
ma.  
chine  
splashing  
LOA

Big  
SHIP  
BLOCKING R

Water

Behind

### Target Specific:

The USS Missouri in Tokyo Bay: perspective - from the camera's perspective as shown in the photo below. (At the moment that the below photo was taken, 2 September 1945.)

### Target Description:

As per the picture below. This picture was taken during the Japanese surrender to U.S. forces at the end of World War II.

Here is a picture:



SC 210649 USS Missouri anchored in Tokyo Bay, 2 September 1945

Here are the SAM input data for the target:

surface: surface

surface: level topology

water: water

water: land/water interface

atmospherics: natural smells

surface structure(s): surface structure(s)

surface structure(s): one

surface structure(s): multiple

surface structure(s): subjects inside

surface structure(s): subjects on base surface outside

structure(s) materials: manmade materials

structure(s) general location: on/in water

structure(s) general location: on a flat surface

subject(s): subject(s)

subject(s): male

subject(s): one/few



subject(s): many/crowd

subject(s): focused gathering

light: bright

environment: natural

sounds: talking, shouting, voices

temperatures: moderate

dominant session elements: structure(s) on a surface

dominant session elements: lots of subjects

sketches: structure(s)

sketches: structure(s) on a surface

sketches: subject(s)

sketches: subject(s) in a structure

sketches: subjects(s) on an outside base surface

sketches: horizontal base surface

sketches: extensive water