

Advanced SRV® Target Directional

Conscious Mind Instructions: Print out this Advanced SRV session template. Fill out this page completely. This page will be page 1 of your session. Put this directional page in front of the rest of your session when you are done. Choose your own target coordinates and enter them in the space provided.

Subspace Mind Instructions: Your perception of this target corresponds only with the explicit contents of the target definition for this session as given to the viewer for closing this session. Perceive the target only as it exists as defined by the closed system of the viewer closing this session.

Target coordinates: 4248 / 9582

Session Number: 2

Experiment Number: N/A

DATA TYPE: 3

PS-OKAY

NAME: Princess Jeanne'

ES-OKAY

DATE: 23 November 2015


MONITORING
LEVEL: NONE

AP-NONE

TIME: 4:21

4248

9582



IL: structure

A: horizontal flat across, vertical
LP word, peaking, curving
horizontal flat across
• hard
• manmade

B: Structure

IL: NONE

A: curving around
horizontal flat across
• hard
• movement

B: NO - B


IL: movement

A: horizontal flat across
• hard
• movement

B: Movement

4248

9582

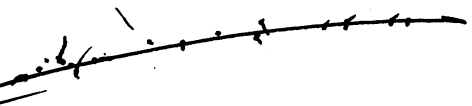


4248

9582



4248
a582



IL: movement

A: horizontal fast across

1. hard
2. movement
3. Dynamic
4. Complex

B: moving structure.

C: no base surface of Distature

D:

Big

fast

energetic

Rough to the touch

Approaching something


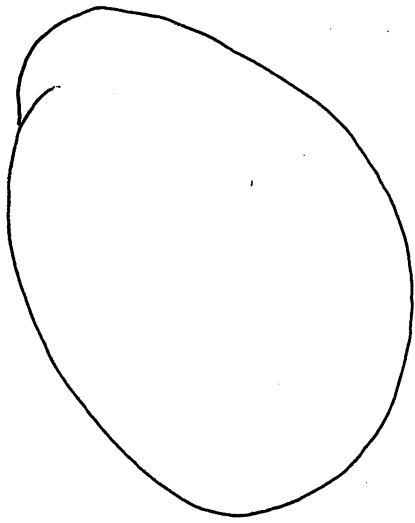
bright light


Surrounded by Darkness

space

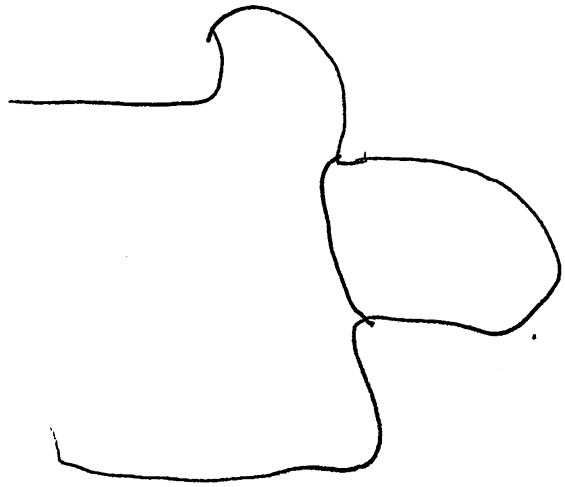
hot

Rustic burgundy color






RS



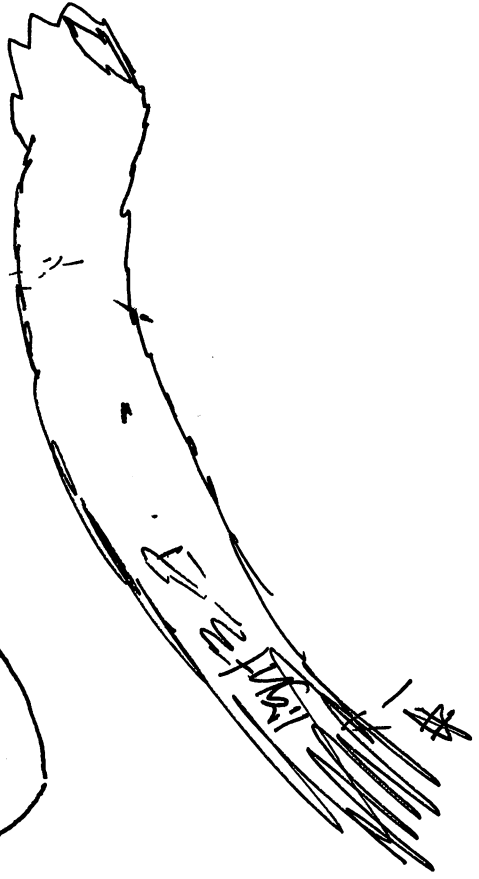
FS.



Black

Black

#2

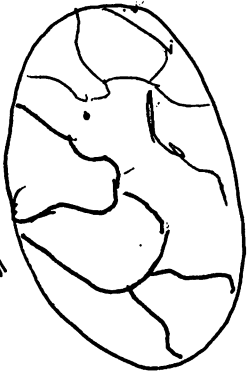


Black

Black

Black

#3



Black

#1
Rough
Mineral like
fast
Bright
Mining
Energetics
Rustic
Rocks

#2
Silver
hard
manmade
Smooth
Mining
Energetics

#3
for
Metal
Mining