

RESEARCH

Physical and Remote Viewing Evidence of Active Artificiality on Mars

COURTNEY BROWN

*The Farsight Institute, P. O. Box 601, Decatur, Georgia 30031 USA
courtney4@farsight.org, www.farsight.org,
www.courtneybrown.com*

Abstract—An extensive remote-viewing study was conducted at The Farsight Institute in March 2010 to investigate an anomalous, high-resolution image of Mars that suggests artificiality. The study involves nine highly trained remote viewers across four remote-viewing methodologies, all methodologies of which are identical to or derived from remote-viewing methodologies used by the United States military forces. The image that constitutes the target of the remote viewing suggests that a spray or fountain of liquid is being discharged from a long tubular nozzle, which in turn is connected to an apparent pipeline that leads to a dome formation. There is another larger dome formation nearby that is also part of the target. The remote-viewing sessions are evaluated with respect to verifiable target qualities as determined by the target image. This study notes a high degree of correlation between obvious target characteristics as determined by the target image and the detailed remote-viewing data. In the aggregate, this study offers strong support for the idea that the spray and the two dome formations deviate from known geological processes, and thus are likely artificial. The remote-viewing data also shed some light on possible current activities and/or processes that may be taking place at this location on Mars.

Keywords: remote reviewing—Mars—NASA/JPL/Malin Mars image

Introduction

This report examines an extensive collection of remote-viewing data that focuses on an anomalous NASA/JPL/Malin Mars image that suggests the existence of an active and artificial fountain or spray emanating from what appears to be a tubular nozzle connected by pipeline to a dome formation. Another larger dome formation exists near the smaller dome. The image was released to the public on October 16, 2000, and was taken as part of the Mars Global Surveyor mission. The image itself was taken by the Mars Orbiter Camera that was operated by Malin Space Science Systems. The image showing the apparent fountain or spray, the pipeline, and the smaller dome formation are shown here as Figure 1.

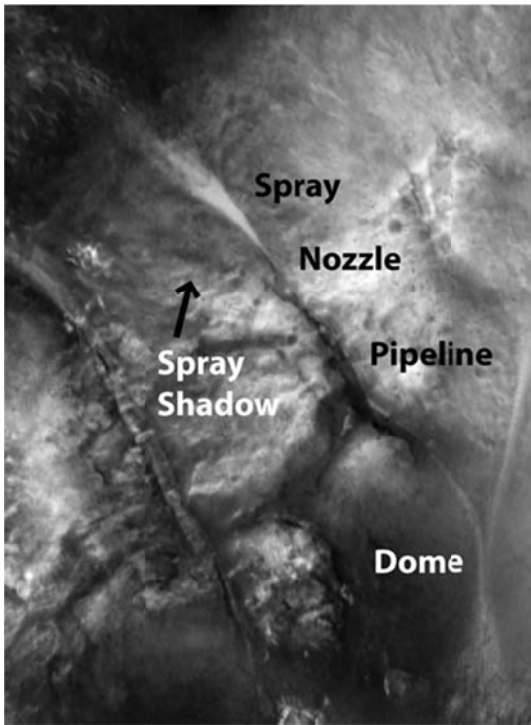


Figure 1. A close-up of what appears to be a fountain or spray, a nozzle, and a pipeline leading to a dome formation.

Source Photo: MOI narrow-angle image M11-00099, NASA/JPL/Malin Space Science Systems. Source url: http://www.msss.com/moc_gallery/m07_m12/images/M11/M1100099.html. Labeling added by author.

While the image itself is clearly suggestive of a large fountain or spray together with a pipeline leading to a dome formation, it is desirable to obtain additional information from a separate source to resolve (1) whether or not the anomaly is indeed a fountain or spray phenomenon, and (2) the artificiality of the phenomenon. High-quality remote-viewing data, when collected and analyzed intelligently, can add information to this debate as well as supply new information that goes well beyond that which is suggested by the image itself. The argument presented below supports the idea that the fountain or spray phenomenon as well as the nearby dome formations are currently active, and they constitute phenomena that appear to deviate from known natural geological processes.

Martian “Civilization” Imagery Background

Since 1976 when NASA sent the Viking missions to Mars, controversy has raged regarding whether or not anomalous surface features on the planet constitute evidence that Mars once harbored sentient life, in the sense of an ancient civilization. Proponents of the idea include Vincent DiPietro, Gregory Molenaar, and (subsequently) John Brandenburg (DiPietro, Molenaar, & Brandenburg, 1988) who conducted some of the original research using Viking images. Mark Carlotto (2002) pioneered a great many techniques to enhance relevant imagery supporting the case for artificiality, mostly in connection with Cydonia anomalies. And probably no one has popularized the general idea more so than Richard Hoagland (2002). Contrarily, NASA and Malin Space Science Systems have argued forcefully against the idea of ancient civilization evidence. Both Hoagland (Hoagland & Bara, 2009) and Stanley McDaniel (1993) have critiqued NASA for marginalizing the debate. The late astronomer Tom Van Flandern (1993) offers the most detailed theory to date explaining the history of our solar system that includes an analysis of data indicating the existence of a robust ancient civilization on Mars. Throughout much of this debate regarding the possible existence of ancient (now dead) civilizations, a few argue that life (including sentient life) still exists on Mars in much lower numbers and in hidden retreats protected from the now-inhospitable environment. In particular, Patrick Skipper offers an extensive analysis of Martian image anomalies on his website (<http://www.marsanomalyresearch.com>) and in his book *The Hidden Truth: Water and Life on Mars* (Skipper, 2010).

In a report published on his website in 2001, Skipper analyzes the image that is the focus of this paper. Briefly summarizing key elements of his initial analysis, he notes that the image appears to show a huge nozzle that emits a shooting spray of liquid, the spray appears to dissipate as it gets farther from the end of the nozzle, and there appears to be a shadow underneath the spray, suggesting that the spray is indeed an airborne phenomenon. The other end of the nozzle appears to connect to a long black pipe that leads to an egg-shaped dome formation. The surface appearance of artificiality with regard to the spray and the nozzle leads one to also question whether the dome formation is natural or artificial.

Farther below the nozzle and its apparently connected dome formation is a much larger dome formation. The larger dome, shown here as Figure 2, appears to have a highly reflective surface. Skipper speculates that the material from which the surface of these domes is made may be “hardened,” and possibly constructed from a resin combined with materials originating from the surrounding terrain, which would explain why the dome blends in with the surrounding environment. If this is true, this would indicate that the structures would be built to last a long time, begging the question of when such structures were originally constructed, if indeed they are artificial structures.




Figure 2. The large dome.

Source Photo: MOC narrow-angle image M11-00099, NASA/JPL/ Malin Space Science Systems. Source url: http://www.msss.com/moc_gallery/m17_m12/images/M11/M1100099.html

The current analysis begins with a neutral stance on the idea of Martian civilization evidence. The focus here is on reconciling anomalous image evidence with a remote-viewing-based, data-collection platform. Here we need not enter the debate of whether or not the anomalous image constitutes extraterrestrial or Martian civilization evidence. More specifically, the current theoretical thrust is primarily to explore the case for artificiality with regard to the anomalous image by comparing remote-viewing data describing the same location with possible natural geological processes. Additionally, new information relating to the anomaly and possible activities at this location on Mars is subsequently assessed.

Remote-Viewing Background

Remote viewing is a mental process involving nonlocal data collection based on psi. The remote-viewing phenomenon has in the past been considered sufficiently reliable so as to be used extensively by the United States military

for espionage purposes. The past military and C.I.A. involvement with remote viewing is now widely known and is not in dispute. While the official programs were closed in the 1990s, speculation continues as to whether or not the U.S. military continues a still-secret, remote-viewing program or set of programs. There are two primary military manifestations of remote viewing that have since extended into civilian realms. The first was housed in the Defense Intelligence Agency (D.I.A) and is now popularly referenced as the so-called “Stargate Program,” and the second was located more loosely in the Army’s Special Forces branch, and is now popularly known as the “First Earth Battalion.” Both military efforts developed their own unique styles of remote viewing using highly structured methodologies.

Civilian scientific investigations into the remote-viewing phenomenon using data-collection methodologies related to or previously supported by the U.S. military continue to the present day. See, for example, an extensive report by myself (Brown, 2006), *Remote Viewing: The Science and Theory of Nonphysical Perception*. In this report, I address and resolve some previously misunderstood aspects of the remote-viewing phenomenon that have troubled a great deal of previous research efforts, the most important of which is probably the so-called “displaced-target” phenomenon. This volume also includes an extensive review of the extant scientific literature on remote viewing, which may be of particular interest to some readers.

In the current study, nine remote viewers were assigned to collect remote-viewing data for a target involving the Martian anomalies found in Figures 1 and 2. The remote viewers were all trained in methodologies that were identical to or derived from U.S. military remote-viewing procedures. In all, four such methodologies were utilized: (1) Controlled Remote Viewing (CRV—three viewers), (2) Hawaii Remote Viewers’ Guild procedures (HRVG—four viewers), (3) Coordinate Remote Viewing (LRV—one viewer), and (4) Scientific Remote Viewing (SRV—one viewer). Most of the CRV and HRVG viewers were involved in more than two years of extensive and tightly controlled public scientific experiments conducted at The Farsight Institute (a nonprofit research organization), and their accuracy “track records” as data collectors with respect to entirely verifiable targets had been well-established as a matter of public record prior to the beginning of the current project. Complete records of all of this remain publicly accessible at the website for The Farsight Institute (<http://www.farsight.org>). (See especially information on the “Multiple Universes Project.”)

The Remote-Viewing Data

During the month of March 2010, 24 remote-viewing sessions were conducted by the viewers engaged in this study. The sessions were all conducted “solo,”

which means that the viewers did not have the assistance of a monitor or anyone else while the sessions were being done. The viewers were all kept totally blind to the identity of the target itself. None of the viewers knew anything at all about the nature of the target, nor did they know that the target involved Mars. Indeed, in two years of previous experiments done at The Farsight Institute, more than 20 targets were given to most of these viewers. All of the targets were fully verifiable (usually geographic locations identified by Google Earth), and all but one involved Earth settings. The one exception was the LCROSS mission on the Moon. Thus, there was no reason for these viewers to suspect that this particular target involved Mars. The sessions typically contain approximately 10 to 15 pages of handwritten perceptual data, sometimes less and sometimes more, depending on the viewer. Only after all of the remote-viewing sessions were submitted (usually as scanned email attachments or as faxes) was the official target definition revealed to the viewers, which is shown here as Figure 3.

As can be seen from Figure 3, the target itself is broken up into three parts: 1A, 1B, and 1C. The viewers were asked to do a session for each part. The first part of the target (Target 1A) identifies the apparent nozzle and spray. The second part of the target (Target 1B) identifies the smaller of the two domes, which is the dome that is connected by the apparent pipeline to the nozzle and spray. The third part of the target (Target 1C) is the larger of the two domes, which is located below the first dome in the target image (Figure 3).

Organizing remote-viewing data for public consumption has always been a challenge. First, there is the matter of different schools of remote viewing having their own unique methodologies. All of the schools train their viewers to write down their perceptions on pieces of paper. But beyond the fact that a remote-viewing session contains approximately ten or more pages of data, a great deal differs with respect to the order in which data are recorded. Fortunately, all methods include numerous sketches as well as clear verbal descriptions of perceptions. The job of an analyst of these data is to organize the data across all methodologies into a uniform framework such that the data can speak with a single voice.

To organize these data, the data were first divided into two broad categories: (1) verifiable information, and (2) new information. Verifiable information is information that can be unambiguously corroborated between the target image and the remote-viewing data. For example, one can clearly see from the target image that the target has a surrounding terrain that is barren. The remote-viewing data should correspond with this. That is (by way of an extreme example), we should not see remote-viewing descriptions of environments that resemble New York City for this target. Thus, we would say that if the remote-viewing data correspond with the face-value interpretation of the target image with respect




Figure 3. The three separate foci (1A, 1B, and 1C) of Mars anomaly remote-viewing target.

Source Photo: MOC narrow-angle image M11-00099, NASA/JPL/Malin Space Science Systems. Source url: http://www.msss.com/moc_gallery/107_m12/images/M11/M1100099.html. Outside commentary on target photo: http://www.marsanomalyresearch.com/evidence-reports/2001/029/huge_nozzle.htm

to a barren terrain, then the idea that the terrain really is barren is a piece of verifiable data, since it is cross-referenced from two sources (the image and the remote-viewing data). The spray or fountain is also verifiable in theory. From the image, the spray or fountain truly looks like a spray or fountain. Again, we want to obtain corroborating data that indicate that the spray or fountain really is a spray or fountain, so we look for remote-viewing data that describe this phenomenon in a corresponding manner. If we can find two sources of information telling us the same thing (that is, the image and the remote-viewing data), then we can say that the spray or fountain idea is verifiable. Below is the official “rule of thumb” for deciding whether or not information is verifiable.

Interpretation Rule of Thumb Regarding Remote-Viewing Data:

Imagery evidence by itself, and regardless of the source, can never be trusted entirely, especially in the era of easy digital manipulation. Remote-viewing data by themselves and regardless of the source, cannot be relied on to give 100% accuracy, even if they sometimes are highly accurate. To learn about things using remote viewing, one needs to follow a three-step process, and the first two steps can be followed in any order. Step 1: Remote-viewing data need to be collected about a target. Step 2: Physical information needs to be collected that has a clear (face-value) interpretation of the target. Step 3: The remote-viewing data and the physical information need to be compared. When the remote-viewing data correspond with or are in agreement with a clear (face-value) interpretation of the physical information, then the interpretation based on this correspondence can be accepted as true, until and unless an alternate and more persuasive interpretation that takes this correspondence into account arises at a later time.

In the absence of corresponding physical information of any type, the interpretation of remote-viewing data can be buttressed by finding correspondence or agreement across multiple remote viewers who have documented reliable track records as psi-based data collectors. This increases the probability that the remote-viewing data are correct, although any interpretation based solely on remote-viewing data cannot be accepted as true until some form of corresponding physical information is also obtained. Only then does the information become “verifiable.”

In the session summaries below, something is considered “verifiable” if it is possible for a face-value interpretation of the target image to be in obvious agreement with the remote-viewing data. Any remote-viewing data that cannot be confirmed with a face-value interpretation of the target image are considered “new information.” “New information” may be true, but it has not yet been verified. New information is considered speculative until it is verified.

The Verifiable Target Characteristics for Each Target Part

Below are three bulleted lists of the most important verifiable target characteristics found within each part of the target image (1A, 1B, and 1C). The analysis of the remote-viewing data will initially attempt to confirm (minimally) these aspects. In the analysis found later, the list of verifiable target characteristics is expanded somewhat to add further detail to the lists immediately below.

Target 1A:

- A spray of what appears to be a liquid being ejected under pressure from something like a nozzle
- A barren terrain
- A nearby domed or peaked formation that may or may not be described as a structure

The primary goals of this target part are (1) the verification of the existence of the spray that is shown in the target image, (2) if item #1 is verified, then indications of the content of the ejected material, (3) if item #1 is verified, then indications as to whether or not the spray or fountain may be a natural or artificial phenomenon, and (4) if the dome is perceived, then indications of whether or not it is a natural or artificial phenomenon.

Target 1B:

- A domed or peaked formation that may or may not be described as a structure
- A surrounding barren terrain
- Since the spray in Target 1A is near this domed or peaked formation, the spray may be perceived here as well.

The primary goals of this target part are (1) the verification of the domed or peaked topology, (2) if the dome is perceived, then indications of what may be inside or underneath the domed or peaked formation, and (3) if the dome is perceived, then indications of whether this is a natural or artificial formation.

Target 1C:

- A domed or peaked formation that may or may not be described as a structure
- A surrounding barren terrain

The primary goals of this target part are (1) the verification of the domed or peaked topology, (2) if the dome is perceived, then indications of what may be inside or underneath the domed or peaked formation, and (3) if the dome is perceived, then indications of whether this is a natural or artificial formation.

Clarity Scores

To evaluate these remote-viewing data numerically, “clarity scores” are used for each session. “Clarity scores” evaluate the sessions with respect to the verifiable characteristics of the target. Clarity scores can range from 0 to 3, and they convey the following meaning:

- 3: The verifiable target aspects are described exceptionally well with few, minor, or no decoding errors.
- 2: The verifiable target aspects are described well. There may be some notable decoding errors.
- 1: The verifiable target aspects are described minimally. There may also be significant decoding errors.
- 0: The verifiable target aspects are described very poorly or not at all.

Decoding errors occur when a remote viewer perceives something that is real at the target but the description of this perception is not entirely correct. Again, the perception is real, but the description of it is only partially accurate. For example, if someone describes a city with tall skyscrapers as a mountain range, that is a decoding error. The perception is correct in terms of the topology, but the characterization of it as a mountain range is incorrect. Also, if a person places trees or animals in a barren natural landscape, that is a decoding error. The perception of a natural landscape is correct, but the conscious mind has added things that it thought would be appropriate for a natural landscape. Experienced remote viewers are trained to minimize decoding errors by describing perceptions with little or no embellishment, and analysts are trained to discount some decoding errors that would occur more commonly with certain types of targets.

Clarity scores are especially important with respect to targets about which much is unknown. We look for sessions for which the clarity scores for the verifiable aspects of targets are high in order to give weight to the potential accuracy of information in those sessions which is new, and thus not yet verifiable. This allows us to use remote viewing to explore, searching for new information that helps us to understand true mysteries.

Reliability and Validity

Extensive research involving highly trained remote viewers using methodologies similar to those employed in this study has demonstrated unambiguously that telepathy is a crucial aspect of the remote-viewing phenomenon. (See especially Brown, 2006, *Remote Viewing: The Science and Theory of Nonphysical Perception*.) This addresses the issue of what causes a remote viewer to perceive

a particular target. For example, in early-genre, remote-viewing research, experimentalists began using a particular test to evaluate psi functioning in which “blind” judges would evaluate remote-viewing sessions by comparing the remote-viewing data to a short list of targets (typically five), where one of the targets was designated the “correct” target and the others decoys. The correct target was chosen by some random process, such as a computer program. This experimental design produced what eventually became known as the “displaced-target phenomenon,” a phenomenon in which the viewers would often produce excellent descriptions of one or more of the targets on the list, but the descriptions would not be for the “correct” target. Targ and Harary (1984) suggested that the targets on the list cannot be fully separated psychically, and thus they are placed in a “psychic bubble” from which viewers draw their perceptions. This phenomenon led to years of researchers bemoaning the apparent fickle nature of remote viewing. (See especially Hyman, 1996, Jahn, 1982, Targ, 1999:89.) Indeed, statistical techniques were developed and sometimes applied in an attempt to control for the lack of independence across the target pool (often referenced as the “stacking problem”).

Subsequent research (again Brown, 2006) demonstrated that this problem was caused by a telepathic connection between the remote viewers (when they did their sessions) and the analysts (when they were comparing the remote-viewing data to the targets on the list). Indeed, the computer program that chose the “correct” target was irrelevant with respect to the focus of perception that the viewers experienced. The experimental design itself was, in fact, corrupting the collection of the remote-viewing data, producing what one might call a telepathically induced “perceptual leak.” A slight extra mental emphasis was usually placed on the so-called “correct” target due to extra mental focusing over time by the judges (especially post-target feedback), and this often allowed experimentalists to obtain statistical significance across trials despite the perceptual corruption. Nonetheless, the design itself is based on a classical understanding of causality in which causally linked events can be separated through time and space. This obviously does not apply for the remote-viewing phenomenon, and the “pick a target from a list” experimental design should probably be abandoned in future research. Nonetheless, it serves as a great example of how telepathy is important to the remote-viewing phenomenon and how it may be a cause of concern with respect to the current study.

In short, there is no known way of separating telepathic influence from the perceptions of a remote viewer. In fact, the remote-viewing process depends on some form of telepathic connection with the remote viewer in order to operate. That telepathic connection can be with an analyst, an outbender, or with the remote viewers themselves as they analyze their own data after they are given target feedback (assuming the viewers are the first to do this comparison in a

given experimental context). The experimental design determines which type of telepathic connection will dominate the perceptual process. Without this telepathic connection—however it may be manifested—there is no ability to remote view since there is nothing that psychically defines the target. *The target must be defined mentally.*

But this now raises the question of whether or not the results that are presented in the current study are real (in the sense of accurate descriptions of phenomena on Mars) or a product of telepathy gone astray. More bluntly, are these results the product of the mental musings of the analyst, or perhaps the thoughts of the project collaborators, or perhaps the thoughts of the viewers themselves?

Key to understanding the current collection of remote-viewing data are the concepts of reliability and validity. Remote viewing is a process that describes a target. If that process produces consistent descriptions across a series of targets, then it is reliable. But this is different from validity, which addresses whether or not the remote-viewing descriptions are accurate. A commonly used example of the difference between reliability and validity is a bathroom weight scale. Let us say that a person who in fact weighs 77 kilograms (approximately 170 pounds) weighs himself five times and gets five dramatically different readings from the same scale. Then the scale is not reliable. If the scale produces five identical or very similar readings, it is reliable. But let us say that the identical readings are 120 kilograms. Then the scale is reliable, but it is not valid. For the scale to work well, it must exhibit both reliability and validity across a variety of readings. The same is true of remote viewing, and there must be a way to evaluate reliability and validity when collecting such data.

The key to using remote viewing operationally in a study such as the current one is to separate out the remote-viewing data according to (1) those data that can be verified using independent means (such as with a target photograph), and (2) those data that cannot yet be verified. One not need worry about a corrupting telepathic influence on the part of the analyst (or anyone else) with respect to the verifiable data, since those data are verifiable independently; the remote-viewing data either agree with the target or they do not.

Competently executed operational remote-viewing studies require the engagement of analysts who are proficient at restricting their thoughts during the process of analysis to known target characteristics. The thoughts of an analyst are a focusing aspect of the remote-viewing process, and a helpful analogy would be how a laser pointer is used to direct attention to a particular spot. When this is done well, the remote-viewing data tend to reflect the known characteristics of the target well. When this is done poorly, the data do not reflect these known characteristics well. Indeed, a measure of how well an analyst controls his or her thoughts during the process of analysis is the degree

to which the remote-viewing data correspond with the known (verifiable) target characteristics, assuming that the remote viewers themselves are competent in the use of structured data-collection, remote-viewing methodologies.

Thus, for operational projects, the concern about telepathic corruption of remote-viewing data originating from the thoughts of the analyst only arises with respect to the data that are not yet verifiable. Because of this, those data which cannot yet be verified are described as “new information” in the context of the current study, and these data must be considered speculative. This does not mean that the “new information” is solely a function of the thoughts of the analyst. Indeed, the U.S. military utilized remote-viewing data precisely because those data often offered new information that was later revealed to be stunningly accurate despite the fact that the analyst had no previous knowledge (or even a hint) of that information. Humorously, the most impressive examples of this were known as “eight martinis” results, in the sense that the results shocked the military personnel so much that they felt the need to get drunk. Nonetheless, “new information” must always be considered speculative until ultimate verification through some other traditional process is accomplished. Remote-viewing data are never elevated to the “eight martinis” category in advance of this verification.

The current study follows this approach of separating the remote-viewing data into verifiable and new categories. The accuracy of the verifiable data can be evaluated without regard to the telepathic influence of the analyst since there is an objective measure of accuracy as defined by the target photograph. The current study lends itself well to this approach since the target photograph is of such high quality. Since “new information” cannot yet be verified in this manner, such information’s value is found in its ability to direct future research that will enable an eventual physical verification of these data.

Crucially, readers should understand that the current study is an “operational” use of remote viewing under optimal conditions as it is actually performed in the field using U.S. military-developed methodologies. This involves viewers who are highly trained in the use of such methodologies to produce detailed remote-viewing data collections. The training of such viewers is intensive, typically lasting for a decade or more, and nearly always conducted under the careful guidance of retired military personnel who specialized (when in active duty) in the use of such methodologies. Moreover, most of the viewers who participated in this study had also participated in numerous publicly verified projects conducted at The Farsight Institute over a period of a few years involving hundreds of remote-viewing sessions. Thus, these viewers have demonstrated high levels of reliability and validity in extensive collections of past work with respect to fully verifiable targets. At some point in the future, we will eventually obtain physical feedback relating to the “new” information

perceived by these viewers for this project. In part, this study serves as a public record of this remote-viewing project that can later be compared with that physical feedback.

The Analysis of the Remote-Viewing Data

Of the 24 remote-viewing sessions conducted for this study, 17 had clarity scores of 3 with respect to verifiable characteristics of the three target parts. Complete scans of all the remote-viewing data collected in the current project are available for public inspection at http://www.farsight.org/demo/Mysteries/Mysteries_1/Mysteries_Project_1_Sessions.html. There, the clarity scores for each of the sessions is given, and session summaries are offered.

To make the analyses of these data tractable, the session data have been organized with regard to the verifiable target characteristics in terms of all 17 sessions for which the clarity scores are 3, and again for all 24 sessions. It is important to note that no session had a clarity score of zero, which is an indication of the value of high-quality remote-viewing training. Table 1 contains a listing of corresponding verifiable characteristics for all targets across remote-viewing sessions with clarity scores of 3. Table 2 contains the same information, but for all 24 sessions. Tables 1 and 2 characterize the remote-viewing session data as either in support of a given characteristic, in disagreement with a given characteristic, or ambiguous. If a session is in disagreement with a characteristic, then the session describes the target in a manner which appears to contradict the characteristic. But one must be careful here. For example, in many ways the dome formations in the target appear to blend in with the surrounding environment. Indeed, we would probably not be interested in these dome formations had it not been for what appears to be the existence of a nearby spray or fountain together with its apparently connecting pipeline leading to one of the domes. Thus, if a session is listed as disagreeing with a given characteristic, this does not rule out the possibility that the characteristic is in fact correct. The very few instances where this may be relevant are explained in the analysis below. Ultimately, the interpretation of these data must be guided by an overall evaluation of all relevant characteristics across all sessions and all target parts.

If a session is counted in the “ambiguous” column (for any characteristic), this means that the session does not contradict the characteristic, nor does it offer support for the characteristic. This typically happens if the session does not offer any information regarding a given characteristic, even though it may offer explicit information relating to a different characteristic. For example, some sessions describe the spray or fountain in detail without mentioning anything regarding the surrounding terrain. In these situations, such sessions would be categorized as agreeing with the characteristic stating that the spray

or fountain exists, but they would also be categorized as ambiguous with regard to some of the other characteristics relating to the surrounding terrain.

Beginning with Target 1A in Table 1, note that six sessions done for that target received clarity scores of 3. Of the six, four sessions contain unambiguous descriptions of the spray or fountain. This alone satisfies our verification criteria regarding the existence of the spray or fountain. It is not an artifact of the imagery. The spray or fountain is real. Of the six sessions, however, only one unambiguously describes the spray or fountain as originating from an artificial source. This directly addresses the issue of the nozzle, which from the target image appears artificial. This does not say that the other five sessions indicate otherwise. Some of the sessions report the spray or fountain without giving any indication as to its source, or even the surrounding environment. Not all remote viewers pick up on the same things. *Thus, with remote-viewing data, it is what is reported that is important, not what is not reported.* One can say that remote viewing suffers from what one might call “selective perception,” which is to say that what is perceived is there, but what is not perceived may also be there (we just don’t know). Thus, we will focus here on what is perceived within each session, remembering that a perception is real data, but the absence of a perception does not indicate the absence of something that is real. Filling in the gaps of our knowledge is done not by relying on a single characteristic for a single session, but rather on an overview of all sessions for all targets and all characteristics.

Continuing with Target 1A in Table 1, note that two viewers unambiguously describe the spray or fountain as adjacent to an artificial domed or peaked structure. Only one viewer describes this domed formation in terms that would be considered as a natural phenomenon, but this same viewer also perceives subjects at the target, which would imply the existence of at least one structure, given the hostile environment. For example, Figure 4 is a sketch drawn by this viewer: Dick Allgire (using HRVG methodology). Note that the viewer includes the dome, the apparent pipeline, and the spray in the sketch, and then accurately states that this is “liquid squeezed out under pressure [that] seeps out [and is] released.” While this is clearly an accurate sketch and description of the surface physical characteristics of Target 1A, the viewer does not explicitly describe anything artificial in this session, such as the existence of a structure, even though the viewer does describe subjects in other parts of this session. This same viewer does describe the dome formations as structures in other sessions for this project, however. Nonetheless, for the purposes of describing this session for Table 1, this viewer’s session for Target 1A is coded as describing the target as a natural phenomenon, which is consistent with the overall conservative coding scheme adopted for this report. It is important to emphasize that the domed formation that is adjacent to the spray blends in with

TABLE 1
Corresponding Verifiable Characteristics
across Remote-Viewing Sessions with Clarity Scores of 3

Target Aspect	Characteristic: Verifiables	Number of Agreeing Sessions	Number of Disagreeing Sessions	Number of Ambiguous Sessions
Target 1A	A liquid spray is being ejected under pressure	4		2
	A liquid spray is being ejected from what appears to be an artificial source	1		5
	A liquid spray is adjacent to an artificial domed/peaked structure	2	1*	3
	A liquid spray is adjacent to a natural domed/peaked formation	1*	2	3
	Barren landscape	2	1	3
	Dry environment	1	1	4
	Rugged, mountainous environment	3		3
	Cold environment	2		4
Target 1B	A liquid spray is adjacent to an artificial domed/peaked structure	1		5
	A liquid spray is adjacent to a natural domed/peaked formation		1	5
	The domed formation is an artificial structure	5		1
	The domed formation is a natural phenomenon		5	1
	Barren landscape	4		2
	Dry environment	4		2
	Rugged, mountainous environment	4		2
	Cold environment	1		5
Target 1C	The domed formation is an artificial structure	4		1
	The domed formation is a natural phenomenon		4	1
	Barren landscape	3		2
	Dry environment	3		2
	Rugged, mountainous environment	3		2
	Cold environment	1		4

* This session also describes subjects, which implies the existence of structures, given the hostile environment.

Total number of remote-viewing sessions with clarity scores of 3: 17.

TABLE 2
Corresponding Verifiable Characteristics
across All Remote-Viewing Sessions

Target Aspect	Characteristic: Verifiables	Number of Agreeing Sessions	Number of Disagreeing Sessions	Number of Ambiguous Sessions
Target 1A	A liquid spray is being ejected under pressure	5		3
	A liquid spray is being ejected from what appears to be an artificial source	2		6
	A liquid spray is adjacent to an artificial domed/peaked structure	2	1*	5
	A liquid spray is adjacent to a natural domed/peaked formation	1*	2	5
	Barren landscape	2	1	5
	Dry environment	1	1	6
	Rugged, mountainous environment	3		5
	Cold environment	2		6
Target 1B	A liquid spray is adjacent to an artificial domed/peaked structure	2		5
	A liquid spray is adjacent to a natural domed/peaked formation		2	5
	The domed formation is an artificial structure	6		1
	The domed formation is a natural phenomenon		6	1
	Barren landscape	5		2
	Dry environment	4		3
	Rugged, mountainous environment	4		3
	Cold environment	1		6
Target 1C	The domed formation is an artificial structure	7		2
	The domed formation is a natural phenomenon		7	2
	Barren landscape	5		4
	Dry environment	4		5
	Rugged, mountainous environment	5		4
	Cold environment	1		8

* This session also describes subjects, which implies the existence of structures, given the hostile environment.

Total number of remote-viewing sessions: 24.




Figure 4. Dick Allgire's sketch of the spray, apparent pipeline, and dome formation in Target 1A.

the surrounding environment. Thus, even if it is a structure, it is not incorrect for a remote viewer to describe it as resembling a domed formation in a natural environment. Again, while Target 1A focuses on the spray, we will know more about the domed formation when we analyze the data for Target 1B.

Focusing on the spray itself, Debra Duggan-Takagi (using HRVG methodology) sketches Target 1A in a similar manner, showing the dome, the adjacent spray (labeling it as a vortex coming from underground), and the surrounding barren mountainous terrain, as is shown in Figure 5. In the session for Target 1B, she also describes the spray in terms of airborne particles hitting earth. Michele (also using HRVG methodology) sketches and describes the nozzle itself together with the spray, as shown in Figure 6. The nozzle is shown as emitting a vortex of microscopic particles. On the next page of



Figure 5. Debra Duggan-Takagi’s sketch of the spray, dome formation, and surrounding, barren, mountainous terrain in Target 1A.

this session, this viewer describes the nozzle as a “metal tube/bore,” and says that the spray is emitted into a low-pressure, vacuum-like environment which produces a “whooshing sound.” The viewer Houston (using CRV methodology) similarly describes the spray as producing a “whooshing” sound in a thin-air environment. In general, the viewers describe this spray as initially being very hot, and then cooling quickly as the spray material (1) partially evaporates and (2) partially solidifies and drops to the ground as particulate matter in a rarefied atmosphere.

Daz Smith (using CRV methodology) produces some extra detail about the spray. While he did not do a session for Target 1A, he did perceive the spray in a session for Target 1B. He sketches the spray similarly as with other viewers, as an expanding cloud containing a mixture of gas and particles, including both ice and organic chemicals, as shown in Figure 7. He then shifts his perception into the spray to produce a cross-sectional sketch that is shown in Figure 8. He notes that the spray feels both “gassy and wet.” It is also deep blue on the inside and more yellow and red on the edges. The larger bits of particulate matter are located toward the middle of the spray, while the smaller bits are located toward




Figure 6. Michele's sketch of the spray and the nozzle in Target 1A.




Figure 7. Da : Smith's sketch of the spray.




Figure 8. Laz Smith's cross-sectional sketch of the spray.

the edges. Finally, the airborne material is moving and spreading, which is an accurate description of a spray phenomenon.

In more general terms with respect to Target 1A, the viewers who did perceive characteristics of the environment all describe this as a natural environment (e.g., not a city or something else dramatically different). In general, the viewers described this target as placed within a barren environment that is dry, cold, and filled with rugged mountains. One viewer placed some water in the environment, which is a decoding error, and this session is identified as a “disagreeing session” for the “dry environment” and “barren environment” characteristics.

With respect to Target 1B as described in Table 1, there are again six

sessions with clarity scores of 3. The most important result is that five of the six viewers unambiguously describe the dome formation as an artificial structure. Some of the sessions are remarkably accurate with respect to their description (with great sketches) of the dome topology and the fact that the dome blends in with the appearance of the surrounding environment. As with Target 1A, the viewers again tend to describe the surrounding environment for Target 1B as barren, dry, and mountainous.

Moving on to Target 1C, there are five sessions with clarity scores of 3. Of the five, four viewers describe the dome formation as an artificial structure, often with superb clarity of description with respect to the dome's topology and the surrounding environment. There were no disagreeing sessions. The surrounding environment tended to be described as barren, dry, and ruggedly mountainous.

With respect to all 24 sessions that are listed in Table 2, these results correspond closely with the results shown in Table 1. In general, the spray or fountain is a real phenomenon, and both domed formations appear to be artificial structures that blend in with the natural environment. This may support Patrick Skipper's hypothesis mentioned earlier that the structures are most likely sturdily constructed with a resin mixed with materials drawn from the surrounding terrain.

The detail and accuracy of these remote-viewing data can best be illustrated with an example from one viewer. There is no particular reason for focusing on this viewer, since many of the sessions have similar accuracy. Nonetheless, this example is a good one, and offering some details regarding the perceptions of this viewer is heuristically useful in this context. The viewer for this example is identified by the tag "Houston."

For Target 1A, Houston states that the target location has a "tan color, sandy mountains, sand dunes" and is "dusty." Houston also finds a "manmade" item at the target location that produces a "whooshing noise, near outer space." (In this case, the "manmade" item appears to refer to the so-called "nozzle.") The noise is produced by something that is "like a fountain." The "fountain" is near another part of the target that contains artificial structures. The "structures are hard to see, same color as the land, really large, mostly underground," with a "catacomb" feel.

For Target 1B, Houston correctly describes the general target area as "crusty, dry, tan, formerly held water, outdoors," also "lonely, hilly, with rounded parts." It is very interesting that the viewer notes that the water that once existed in this location is "now underground," a highly accurate observation considering what we now know about Mars. Houston notes that the target also has a structure that is partially below ground.

With respect to Target 1C, Houston correctly describes the peaked or domed shape of the target, including a detailed sketch of a pyramid-shaped structure. The viewer describes this as a structure that is “very hard to see, matches surrounding area.” It is also “really big” and “covered in dust.” The viewer notes that at 100 feet above the target it is hard to breathe, very cold, and has a foreign feel. The target area has no live plants. The surrounding terrain (with a panoramic view!) contains “sand dunes and rocks.”

Readers are encouraged to visit http://www.farsight.org/demo/Mysteries/Mysteries_1/Mysteries_Project_1_Sessions.html to closely examine the scans of all of the remote-viewing sessions conducted for this study in order to appreciate the accuracy, breadth, and depth of these data.

New Information

Having established that the remote-viewing data are capable of corroborating many of the verifiable characteristics of the target, it is now of obvious interest to ask what else the data tell us. Especially with respect to the sessions with clarity scores of 3, if the accuracy is this high for the verifiable information, the other information (the so-called “new information”) may also be accurate. We can add weight to the potential accuracy of this new information if more than one viewer reports essentially the same thing.

The new information derived from all sessions with clarity scores of 3 and for all targets is listed in Appendices A and B. In Appendix A, the new information is organized by the following themes: (1) the spray, (2) structures, (3) subjects, (4) bright lights, and (5) energy. In Appendix B, the new information is organized by target (1A, 1B, and 1C). The information in Appendices A and B differs only by organization and is otherwise the same. To ease the presentation of this material, an interpretive narrative is used here describing the new information contained in Appendix A, again organized by theme. Some of the language in this narrative is drawn directly from the sessions, whereas other wording is constructed to economically combine similar or related perceptions. The narrative begins with the spray and then moves on to the other themes.

The Spray

The ejected material from the “fountain” has an acrid smell. The material is gaseous and contains ice, particles, and organic chemicals. It is initially hot when ejected, but then it cools quickly when exposed to the Martian atmosphere. The spray produces a loud sound with significant vibration. The spray is emitted from an artificial source (that is, not natural). The spray may be associated with a scientific experiment that involves nitrogen. The spray that is the focus of Target 1A may also be part of a “drainage-ditch” concept.

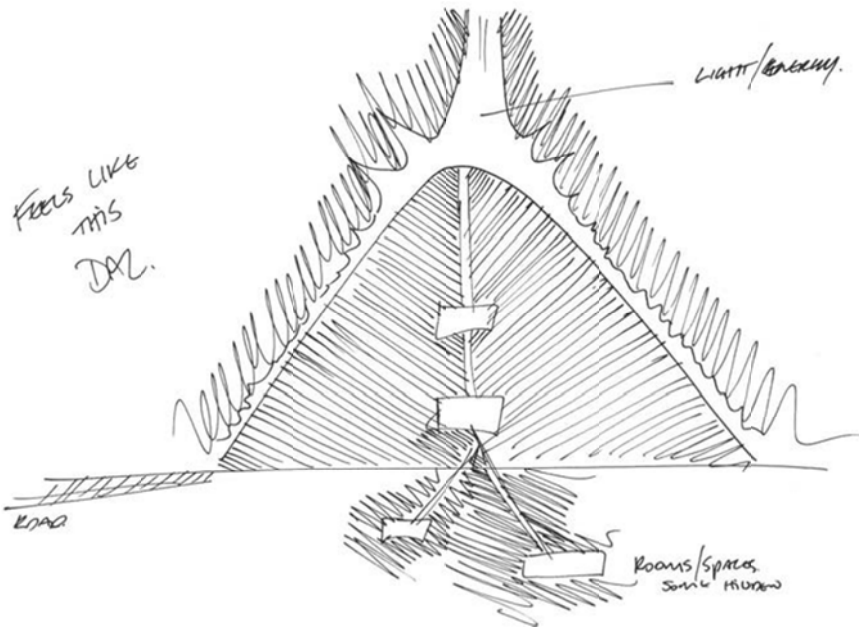


Figure 9. Daz Smith's sketch of the large dome, with an interior schematic.

Structures

There are large underground structures at the target location. The structures are essentially “bubbles” of some kind, in the sense of being hollow. The structures are massive and built to last a long time. There is a great deal of space within the structures, and sound can echo within. The interior of the largest structure is accessed by descending through what appears to be a vertical shaft. There are numerous compartments within the structure that are connected with tunnels or shafts. (See, for example, the sketch by Daz Smith shown in Figure 9.) Part of the structure is below ground, and part is above ground. The structure is actually built more like a complex compound than a single structure. It is hard to see the structure since it matches the surrounding area. The target structures are architecturally important, and greatly decayed. One viewer correctly notes that “Google Earth could see it (if they were looking).” (Note that Google Earth has a Mars option.)

The structures contain a sophisticated energy-producing technology that is computer-controlled and emits high heat. The structures contain scientific equipment. Subjects are using the equipment in connection with something that is in the sky, and possibly in connection with an unforeseen event. The

structure is apparently very old and was very costly to construct. The structure itself contains a powerful source of artificial energy, and its purpose is at least partially to act as a beacon of some sort. Some of the activity that takes place at this target compound is similar in nature to an extraction or mining operation, and this is reinforced by the sounds and vibrations at the target location.

Something in the structure has “great age.” The water that used to exist at this location was once fast-flowing. Whatever this target is, it dates back a very long time.

In terms of what is happening inside the domed structures, one viewer perceives a keyboard or control panel that is being operated by a subject. This control panel is associated with some machinery that is rotating and mounted on a gimbal. Energy is being beamed (with a narrow focus) into space from the larger-domed structure. The structure contains many shipping crates that contain supplies of all types, all shipped from a long distance. Part of the target location is used to fuel and supply ships or transporters of some type. (Since there is no surface water at this location, “ships” or “transporters” presumably mean flying craft.) Interestingly, one viewer perceives a flying craft shaped like a saucer near this target.

Subjects

Nearly all viewers perceive subjects at this target, often in more than one of the target parts (1A, 1B, and 1C). In general, the subjects are mostly male, and they are working within the structures. They appear to be human in form, although they may not actually be “human” as we might strictly define the term. The surrounding structures are much larger than the subjects. The subjects are wearing coats or uniforms that have a matching color, possibly blue. The subjects are scientific in orientation, with a military feel. Their “stint” at this location is apparently somewhat of a hardship, and it clearly is a working situation (i.e. not a vacation or simple living environment). One viewer describes this as giving the sense of desperation or suffering. There is also a public relations aspect to their work, although this is not primary.

Some of the humanoids appear to be highly advanced in some spiritual sense. Apparently in addition to their other work, they are engaged in some type of spiritual practice or meditation involving psi. One viewer describes a process by which a subject gains a new body after leaving a previous body (or consciousness container of some type). The viewer describes this process as somewhat “like a human chrysalis,” which would be a parallel to how a butterfly emerges from the form of a caterpillar. This suggests a level of technology that would allow humans to transfer their consciousness from one body to another, which may be necessary if a subject needed to survive in an environment that is much different from a previous environment.

One viewer makes the important note that the subjects at the target location are not aware that someone is watching them and their activities. The viewer does not indicate whether the watchers are our current batch of remote viewers, or someone else entirely.

One viewer perceives at least one humanoid who is engaged in vertical movement (that is, lifting off the ground, or levitation), although the viewer does not perceive the technology that would be associated with this phenomenon. The viewer also perceives the concept of an alien physician who has dimensional or spiritual understanding.

One viewer perceives subjects involved in agricultural activities, which would be an appropriate food-producing activity within the confines of the protective domed structure. From the viewer's description, the agricultural activities do not seem particularly advanced.

Apparently, all life-support items must be imported into the facility, although water is obtained through reverse osmosis. Food is stored. Subjects at the facility make and record observations of some type. Work is done in shifts, and there is scheduled time for entertainment. Nonetheless, this is clearly a working environment. Again, the job setting is a bit of a hardship which the subjects do not enjoy. They are far from home. There are scientific and economic aspects to their work. They are focused on their work, and want to return home as soon as their work is completed. However, the subjects may be trapped at this location by their own agreement due to the fact that it is apparently difficult for them to return home for some reason. Apparently some of the subjects are not convinced that all their work will make a difference to some larger goal.

The machinery in the target structures is very old and significantly damaged, and the subjects lack some or many of the parts to make full repairs. There is an industrial feel to the machinery. Much of the target structure is underground, hidden, and in danger of being destroyed through age and some carelessness. One viewer notes that many people would like to know more about this compound, and it is a sacred place for some. The original purpose of this target compound was as living quarters. The same viewer notes that much of the target is cut from stone, and it is well-engineered. Apparently no one currently at the target location fully appreciates that the target structures are someone else's property.

Bright Lights/Energy

A number of viewers perceive bright lights and intense energy associated with this target (again, see Figure 9). In terms of the lights, they are generally described as bright and flashing, and are typically located above the domed structures, particularly the larger of the two domed structures. The viewers also tend to describe the target as associated with the formation or transformation

of energy. Some of the energy can be seen visually, especially at night, and it resembles flashes. The subjects at this target do not fully understand the energy and/or its manufacture and/or its use. One viewer describes the bright flashing lights as similar to the flashing of a welding light. Another viewer notes that the larger of the two structures is surrounded by strong magnetic fields.

Discussion

As a baseline, these remote-viewing data suggest that the spray or fountain shown in Figures 1 and 3 is, in fact, an artificial spray or fountain. The spray or fountain itself is highly anomalous. While known geological processes on Earth include geysers, to my knowledge there are no naturally occurring geysers that are emitted from the end of a long horizontal straight tube, as is indicated in Figure 1. Geysers on Earth are primarily phenomena that emerge from flat land or rocks, and the direction of the spray is typically vertical. Thus, considering all of the evidence shown here, both from the target image as well as from the remote-viewing data, the spray or fountain is most likely an artificial phenomenon that is not a product of natural geological activity. That would imply that someone or something is doing it.

The remote-viewing data presented here similarly suggest that the domes which are adjacent to or nearby the spray or fountain are also artificial in nature. The data suggest that they are structures that are at least partially cut from or into stone, exceptionally large, and hollow or chambered. The data also suggest that the domes house technology of some sort, and that the technology is in active use.

This leads us to the issue of the subjects who are described in these remote-viewing sessions. It is important to note that these data do not speak to the issue of whether or not the subjects are extraterrestrials. Nor can one assume that subjects who may be on Mars must be extraterrestrials. While this is one possibility, there are also other possibilities. However remote, the possibility exists that these subjects may be humans who were transported to Mars from Earth by, say, the U.S. military in a secret program. The hidden (“black”) part of the U.S. military budget is certainly large enough to fund such an operation over the years, and indeed night-time military launches have long taken place at Cape Canaveral regularly without any attention from the press. As unlikely as such a possibility as a Mars mission by the U.S. military may at first seem, it nonetheless is a possibility.

There is another possibility that needs to be mentioned, even though I ultimately discount it. Sometimes remote viewers place subjects in settings in which they expect them to be, just as some viewers may place animals and trees in a description of a natural barren landscape because it seems to the viewer that such things should be in such a natural setting. These sorts of things are called

“decoding errors,” and good viewers are trained to minimize decoding errors. Nearly all of the viewers who participated in this study have also participated in numerous public scientific experiments conducted at The Farsight Institute for years. In general, the quality of their viewing has consistently been very high, and decoding errors of the type suggested here are the exception and not the rule.

Thus, if one considers the verified quality of the data-gathering background of these viewers, it appears unlikely that so many of them would have perceived subjects in such a similar manner if the subjects were not indeed at the target location. During the past few years of public scientific experiments using totally verifiable targets involving hundreds of remote-viewing sessions, when these viewers have perceived subjects at a target, the descriptions of the subjects have normally been accurate, and the description of the activities of the subjects have normally been accurate. These data are a matter of public record, and the data remain available for public inspection at the website for The Farsight Institute. (Again, in particular see the “Multiple Universes Project.”) In my view, and based on a large body of data collected under impeccable, scientifically controlled conditions, there appears to be little basis for rejecting the perception of subjects in the current study as mere decoding errors. Thus, there may indeed be subjects at the location on Mars that is the focus of this study. This appears to correspond with the apparent artificial nature of the nearby spray or fountain as well as the domed structures. Who those subjects happen to be is up for debate since these remote-viewing data do not indicate this information.

Let us briefly consider the possibility of extraterrestrial life, again, without taking a stand on the subject with respect to the current study. Remote viewing has been used previously to suggest the existence of life on Mars, both present and past. For example, Joe McMoneagle (1993, chapter 16) wrote about perceiving humanoids in an ancient alien environment in his now-classic book *Mind Trek: Exploring Consciousness, Time, and Space Through Remote Viewing*, during a remote-viewing session in which the target was Mars. I have also published two remote-viewing books with extensive coverage of Mars, both with regard to the present time and the ancient past. In these two books, *Cosmic Voyage* (Brown, 1996) and *Cosmic Explorers* (Brown, 1999) (both now available as free downloads from <http://www.scribd.com>), my remote-viewing data find considerable correspondence with those of McMoneagle as well as the perceptions of the remote viewers involved in the current study. I have always referred to the data in my two “cosmic” books as “speculative nonfiction,” since the data could not yet be verified. But we are getting to the point where many remote viewers are obtaining the same or similar perceptions over and over again, and the perceptions now appear to correspond closely with high-resolution, government-supplied images that are available worldwide through the Internet.

It is worth repeating that the remote-viewing data collected in the current study do not speak to the subject of extraterrestrial life. Bluntly, it is simply impossible to conclude from these data that any life found on Mars is extraterrestrial. It may or may not be true, but these data do nothing at all to resolve this issue. Nonetheless, these data, in the aggregate, do support the idea that there are subjects from somewhere currently on Mars, and that these subjects reside or work within partially buried domes located in the targeted areas, and that they are involved in activities that most likely result in the spray or fountain that is apparent in Figures 1 and 3.

In general, the topic of past and present sentient life on Mars is certainly no longer a “giggle” subject. It is one worth serious consideration by scientists and others who are willing to look at the data with an open mind. If the perceptual and imagery data analyzed in this and other studies are correct, we are probably now seeing the metaphorical “tip of the iceberg” in terms of the intellectual implications of this research. No one, least not myself, is demanding that the scientific community accept the results or the implications of this research at face value without debate. Now is not the time to force conclusions on anyone. But these remote-viewing data as well as their associated image anomalies need to be considered “open for discussion” by a wide cross-section of the scientific community. Indeed, that we should be having a broader discussion of these issues is probably the most certain conclusion to be drawn from this research.

Acknowledgments

This research could not have been accomplished without the help and support of Glenn Wheaton and Lyn Buchanan. Glenn and Lyn are retired military practitioners of remote viewing. Glenn came out of the U.S. Army’s Special Forces Intelligence, and he now leads the Hawaii Remote Viewers’ Guild (HRVG). Lyn retired from the U.S. Army’s Intelligence and Security Command (USAINSCOM), and he now leads a group of viewers who perform Controlled Remote Viewing (CRV). Both Glenn and Lyn have spent the last 15 years teaching remote viewing as it was done in the military to a significant number of enthusiastic students. I must also give a great deal of thanks to the remote viewers themselves. They volunteered their time for this project, as they have volunteered their time for many of my science projects over the years. These are all very special people. They have developed skills that are simply extraordinary by any standard, and it is no overstatement to say that they are a unique and valuable asset to humanity and to this planet. Some of the viewers desire to be identified by “tags” rather than by their real names, possibly due to the continued controversy associated with this new field. Thus, in terms of those tags, the viewers who participated in this project are Daz Smith (CRV), Houston (CRV), Romferd (CRV), Dick Allgire (HRVG), Debra Duggan-Takagi (HRVG), Michele (HRVG), Sita (HRVG), Rick Hilleard (TRV-LRV), and Tony (SRV). This research was conducted at The Farsight Institute, which is not affiliated with any other institute or university.

References

- Brown, C. (1996). *Cosmic Voyage A Scientific Discovery of Extraterrestrials Visiting Earth*. New York: Dutton.
- Brown, C. (1999). *Cosmic Explorers Scientific Remote Viewing, Extraterrestrials, and a Message for Mankind*. New York: Dutton.
- Brown, C. (2006). *Remote Viewing The Science and Theory of Nonphysical Perception*. Atlanta, GA: Farsight Press.
- Carlotto, M. (2002). *The Cydonia Controversy The History, Science, and Implications of the Discovery of Artificial Structures on Mars*. AuthorHouse.
- DiPietro, V., Molenaar, G., & Brandenburg, J. (1988). *Unusual Mars Surface Features 4th Edition*. Self-published.
- Hoagland, R. C. (2002). *The Monuments of Mars A City on the Edge of Forever*. Berkeley, CA: Frog Books (Distributed by North Atlantic Books).
- Hoagland, R. C., & Bara, M. (2009). *Dark Mission The Secret History of NASA*. Los Angeles, CA: Ferel House.
- Hyman, R. (1996). Evaluation of a Program on Anomalous Mental Phenomena. *Journal of Scientific Exploration*, 103, 31–58.
- Jahn, R. G. (1982). The Persistent Paradox of Psychic Phenomena: An Engineering Perspective. *Proc. IEEE*, 70, 136.
- Malin Space Science System. http://mars.jpl.nasa.gov/mgs/msss/camera/images/4_5_00_cydonia/
- McDaniel, S. (1993). *McDaniel Report On the Failure of Executive, Congressional, and Scientific Responsibility in Investigating Possible Evidence of Artificial Structures on the Surface of Mars*. Berkeley, CA: North Atlantic Books.
- McMoneagle, J. (1993). *Mind Trek Exploring Consciousness, Time, and Space through Remote Viewing*. Norfolk, VA: Hampton Roads Publishing.
- Skipper, J. P. (2001). <http://www.marsanomalyresearch.com>
- Skipper, J. P. (2010). *The Hidden Truth Water and Life on Mars*. Lake City, FL: Planetary Publishing.
- Targ, R. (1999). Comments on ‘Parapsychology in Intelligence: A Personal Review and Conclusions.’ *Journal of Scientific Exploration*, 13, 87–90.
- Targ, R., & Harary, K. (1984). *Mind Race Understanding and Using Psychic Abilities*. New York: Villard Books.
- Van Flandern, T. (1993). *Dark Matter, Missing Planets and New Comets Paradoxes Resolved, Origins Illuminated*. Berkeley, CA: North Atlantic Books.

Appendix A

New Information Organized by Theme from Sessions with Clarity Scores of 3

The Spray:

The ejected material from the “fountain” has an acrid smell. It is initially hot when ejected. The spray produces a loud sound with significant vibration. The spray is emitted from an artificial source (that is, not natural).

This viewer perceives the spray as associated with a scientific experiment that may involve nitrogen. The spray is initially hot, and then cold.

The ejected material is described as gaseous, containing ice, particles, and organic chemicals. There is a mixture of hot and cold, and the viewer eventually describes the substance as similar to “dirty ice.” This would be appropriate if the ejected material is initially hot, and then it cools down quickly when exposed to the Martian atmosphere.

The spray that is the focus of Target 1A may be part of a “drainage-ditch” concept.

Structures:

There are large underground structures at the target location. The structures contain a sophisticated energy-producing technology that is computer-controlled and emits high heat.

The viewer describes the domed or circular formation as a “bubble of some kind,” indicating that it is hollow. The viewer also describes this as an artificial structure or object.

The structure at the target contains a high-energy heat source. There are uniformed subjects in the structure. Something in the structure has “great age.” The water that used to exist in this location was once fast-flowing.

The viewer perceives the domed/peaked formation as an artificial structure. The structure contains scientific equipment and subjects who are using the equipment in connection with something that is in the sky, and possibly in connection with an unforeseen event. The structure is apparently very old.

This session is an extension of the previous session for Target 1C, and it focuses on the interior of what the viewer perceives as a peaked or domed structure. The viewer perceives this as a massive structure that is built to last a long time. There is a great deal of space within this structure, and sound can echo within. The interior of the structure is accessed by descending through what appears to be a vertical shaft. There are numerous compartments within the structure that are connected with tunnels or shafts. Part of the structure is below ground, and part is above ground.

The structure is apparently much older than these people. The structure itself contains a powerful source of artificial energy, and its purpose is at least partially to act as a beacon of some sort. The sketch captures the sense of this session with respect to the domed or peaked structure, and it is an accurate description of the domed or peaked topology of this target aspect.

This target is actually structured more like a complex compound than a single structure. The target compound is very old, and was very costly to construct. It is hard to see since it matches the surrounding area. The target structures are architecturally important, and greatly decayed. The viewer correctly notes that “Google Earth could see it (if they were looking).” (Note that Google Earth has a Mars option.) Some of the activity that takes place at this target compound is similar in nature to an extraction or mining operation, and this is reinforced by the sounds and vibrations at the target location.

Interestingly, the viewer perceives a flying craft shaped like a saucer near this target.

This session focuses on the interior of the domed formation, which the viewer perceives as a structure. Inside the domed structure, there is a keyboard or control panel that is being operated by a subject. This control panel is associated with some machinery that is rotating and mounted on a gimbal. Energy is being beamed (with a narrow focus) into space from the domed structure. The structure contains many shipping crates that contain supplies of all types, all shipped from a long distance.

The viewer notes that the structure is half above ground and half below ground. Its interior dimensions are just as curved as its exterior dimensions. The structure feels very old, but it is associated with some form of energy, a common perception

for this target among many viewers in this project. The viewer summarizes the target structure as follows: “It appears, once more, as though it were half in and half out of the ground. I feel that there is a frequency/vibration or energy that is associated [with] or emanating from this object. This is something that is resilient, old, aged, and possibly metallic.”

Subjects:

There are (mostly male) subjects working within the structures. They appear to be human in form. The surrounding structure is much larger than the subjects. The subjects are wearing coats or uniforms that have a matching color, possibly blue. The subjects are scientific in orientation, with a military feel. Their “stint” at this location is apparently somewhat of a hardship, and it clearly is a working situation (i.e. not a vacation or simple living environment). The subjects are also engaged in some type of spiritual practice or meditation involving psi. There is a public relations aspect to their work, although this is not primary.

While the viewer does not observe subjects directly, the viewer nonetheless does observe that there is desperation or suffering at this target location.

The viewer perceives a humanoid subject who is associated with the target. Interestingly, the viewer perceives that this humanoid may not be entirely human.

There are uniformed subjects in the structures.

This viewer perceives humanoids at this target who are particularly interesting. Some of the humanoids appear to the viewer to be highly advanced in some spiritual sense. The viewer describes a process by which a subject gains a new body, after leaving a previous body (or consciousness container of some type). The viewer describes this process as somewhat “like a human chrysalis,” which would be a parallel to how a butterfly emerges from the form of a caterpillar. This suggests a level of technology that would allow humans to transfer their consciousness from one body to another, which may be necessary if a subject needed to survive in an environment that is much different from a previous environment.

There are humanoid subjects within the structure. The subjects are involved in both work and a form of spiritualism or meditation, possibly similar to remote viewing.

The viewer makes the important note that the subjects at the target location are not aware that someone is watching them and their activities. The viewer does not indicate whether the watchers are our current batch of remote viewers, or someone else entirely.

Also, this viewer perceives at least one humanoid who is engaged in vertical movement (that is, lifting off the ground), although the viewer does not perceive the technology that would be associated with this phenomenon. The viewer perceives the concept of an alien physician who has dimensional or spiritual understanding. This viewer also perceives subjects involved in agricultural activities, which would be an appropriate food-producing activity within the confines of the protective domed structure. From the viewer’s description, the agricultural activities do not seem particularly advanced.

The viewer observes that all life-support items must be imported to the facility, although water is obtained through reverse osmosis. Food is stored. Subjects at the facility make and record observations of some type. Work is done in shifts, and there is scheduled time for entertainment.

There are subjects in the structures. They are in a working environment. The job setting is a bit of a hardship which the subjects do not enjoy. They are far from home. There are scientific and economic aspects to their work. They are focused on their work and want to return home as soon as their work is completed. However, the subjects may be trapped at this location by their own agreement due to the fact that it is apparently difficult for them to return home for some reason. Apparently some of the subjects are not convinced that all their work will make a difference to some larger goal.

The machinery in the target structures is very old and significantly damaged, and the subjects lack some or many of the parts to make full repairs. There is an industrial feel to the machinery. Much of the target structure is underground, hidden, and in danger of being destroyed through age and some carelessness. The viewer notes that many people would like to know more about this compound, and it is a sacred place for some. The original purpose of this target compound was as living quarters. The viewer notes that much of the target is cut from stone, and it is well-engineered. Apparently no one currently at the target location fully appreciates that the target structures are someone else's property. Part of the target location is used to fuel and supply ships or transporters of some type. (Since there is no water at this location, "ships" or "transporters" presumably mean flying craft.)

Bright Light(s):

This viewer perceives bright, flashing lights associated with this target, typically located above the domed formation. This is a perception that is consistent across many viewers.

As with some other viewers, this viewer also perceives flashes of light associated with this target.

Early in the session, the viewer perceived bright flashes of light at this target location, which is similar to that which is perceived by other viewers.

Energy:

The viewer perceives that this part of the target is associated with the formation or transformation of energy.

The viewer notes that this target is associated with a great deal of energy formation and release. Some of the energy can be seen visually, especially at night, and it resembles flashes. The subjects at this target do not fully understand the energy and/or its manufacture and/or its use.

As with other viewers who have perceived this target, this viewer perceives energy or bright light that emerges from the top of the domed formation. The light apparently flashes, like a welding light.

The viewer notes that this structure is surrounded by magnetic fields.

Appendix B

New Information Organized by Targets from Sessions with Clarity Scores of 3

Target 1A:

The ejected material from the “fountain” has an acrid smell. It is initially hot when ejected. The spray produces a loud sound with significant vibration. The spray is emitted from an artificial source (that is, not natural). There are large underground structures at the target location. The structures contain a sophisticated energy-producing technology that is computer-controlled and emits high heat. There are (mostly male) subjects working within the structures. They appear to be human in form. The surrounding structure is much larger than the subjects. The subjects are wearing coats or uniforms that have a matching color, possibly blue. The subjects are scientific in orientation, with a military feel. Their “stint” at this location is apparently somewhat of a hardship, and it clearly is a working situation (i.e. not a vacation or simple living environment). The subjects are also engaged in some type of spiritual or meditation practice involving psi practices. There is a public relations aspect to their work, although this is not primary.

The viewer describes the domed or circular formation as a “bubble of some kind,” indicating that it is hollow. The viewer also describes this as an artificial structure or object. While the viewer does not observe subjects directly, the viewer nonetheless does observe that there is desperation or suffering at this target location.

The viewer perceives a humanoid subject who is associated with the target. Interestingly, the viewer perceives that this humanoid may not be entirely human.

This viewer perceives bright flashing lights associated with this target, typically located above the domed formation. This is a perception that is consistent across many viewers.

This viewer perceives the spray as associated with a scientific experiment that may involve nitrogen. As with some other viewers, this viewer also perceives flashes of light associated with this target. The spray is initially hot, and then cold.

Target 1B:

The ejected material is described as gaseous, containing ice, particles, and organic chemicals. There is a mixture of hot and cold, and the viewer eventually describes the substance as similar to “dirty ice.” This would be appropriate if the ejected material is initially hot and then cools down quickly when exposed to the Martian atmosphere.

The structure at the target contains a high-energy heat source. There are uniformed subjects in the structure. Something in the structure has “great age.” The water that used to exist in this location was once fast-flowing.

This viewer perceives humanoids at this target who are particularly interesting. Some of the humanoids appear to the viewer to be highly advanced in some spiritual sense. The viewer describes a process by which a subject gains a new body, after leaving a previous body (or consciousness container of some type). The viewer describes this process as somewhat “like a human chrysalis,” which would be a

parallel to how a butterfly emerges from the form of a caterpillar. This suggests a level of technology that would allow humans to transfer their consciousness from one body to another, which may be necessary if a subject needed to survive in an environment that is much different from a previous environment. The viewer perceives bright flashes of light at this target location, which is similar to that which is perceived by other viewers.

The viewer perceives that this part of the target is associated with the formation or transformation of energy.

Target 1C:

The viewer perceives the domed/peaked formation as an artificial structure. The structure contains scientific equipment and subjects who are using the equipment in connection with something that is in the sky, and possibly in connection with an unforeseen event. The structure is apparently very old.

This session is an extension of the previous session for Target 1C, and it focuses on the interior of what the viewer perceives as a peaked or domed structure. The viewer perceives this as a massive structure that is built to last a long time. There is a great deal of space within this structure, and sound can echo within. The interior of the structure is accessed by descending through what appears to be a vertical shaft. There are numerous compartments within the structure that are connected with tunnels or shafts. Part of the structure is below ground, and part is above ground. There are humanoid subjects within the structure. The subjects are involved in both work and a form of spiritualism or meditation, possibly similar to remote viewing. The structure is apparently much older than these people. The structure itself contains a powerful source of artificial energy, and its purpose is at least partially to act as a beacon of some sort. The sketch captures the sense of this session with respect to the domed or peaked structure, and it is an accurate description of the domed or peaked topology of this target aspect.

This target is actually structured more like a complex compound than a single structure. The target compound is very old, and was very costly to construct. It is hard to see since it matches the surrounding area. The target structures are architecturally important, and greatly decayed. The viewer correctly notes that "Google Earth could see it (if they were looking)." (Note that Google Earth has a Mars option.) Some of the activity that takes place at this target compound is similar in nature to an extraction or mining operation, and this is reinforced by the sounds and vibrations at the target location. There are subjects in the structures. They are in a working environment. The job setting is a bit of a hardship which the subjects do not enjoy. They are far from home. There are scientific and economic aspects to their work. They are focused on their work, and want to return home as soon as their work is completed. However, the subjects may be trapped at this location by their own agreement due to the fact that it is apparently difficult for them to return home for some reason. Apparently some of the subjects are not convinced that all their work will make a difference to some larger goal. The machinery in the target structures is very old and significantly damaged, and the subjects lack some or many of the parts to make full repairs. There is an industrial feel to the machinery. Much of the target structure is underground, hidden, and in danger of

being destroyed through age and some carelessness. The viewer notes that many people would like to know more about this compound, and it is a sacred place for some. The original purpose of this target compound was as living quarters. The viewer notes that much of the target is cut from stone, and it is well-engineered. Apparently, no one currently at the target location fully appreciated that the target structures are someone else's property. Part of the target location is used to fuel and supply ships or transporters of some type. (Since there is no water at this location, "ships" or "transporters" presumably mean flying craft.) The spray that is the focus of Target 1A may be part of a "drainage-ditch" concept. The viewer makes the important note that the subjects at the target location are not aware that someone is watching them and their activities. The viewer does not indicate whether the watchers are our current batch of remote viewers, or someone else entirely.

The viewer notes that this target is associated with a great deal of energy formation and release. Some of the energy can be seen visually, especially at night, and it resembles flashes. The subjects at this target do not fully understand the energy and/or its manufacture and/or its use.

As with other viewers who have perceived this target, this viewer perceives energy or bright light that emerges from the top of the domed formation. The light apparently flashes, like a welding light. Interestingly, the viewer perceives a flying craft shaped like a saucer near this target. Also, this viewer perceives at least one humanoid who is engaged in vertical movement (that is, lifting off the ground), although the viewer does not perceive the technology that would be associated with this phenomenon. The viewer perceives the concept of an alien physician who has dimensional or spiritual understanding. This viewer also perceives subjects involved in agricultural activities, which would be an appropriate food-producing activity within the confines of the protective domed structure. From the viewer's description, the agricultural activities do not seem particularly advanced.

This session focuses on the interior of the domed formation, which the viewer perceives as a structure. Inside the domed structure, there is a keyboard or control panel that is being operated by a subject. This control panel is associated with some machinery that is rotating and mounted on a gimbal. Energy is being beamed (with a narrow focus) into space from the domed structure. The structure contains many shipping crates that contain supplies of all types, all shipped from a long distance. The viewer observes that all life-support items must be imported to the facility, although water is obtained through reverse osmosis. Food is stored. Subjects at the facility make and record observations of some type. Work is done in shifts, and there is scheduled time for entertainment.

The viewer notes that this structure is surrounded by magnetic fields. The viewer notes that the structure is half above ground and half below ground. Its interior dimensions are just as curved as its exterior dimensions. The structure feels very old, but it is associated with some form of energy, a common perception for this target among many viewers in this project. The viewer summarizes the target structure as follows: "It appears, once more, as though it were half in and half out of the ground. I feel that there is a frequency/vibration or energy that is associated or emanating from this object. This is something that is resilient, old, aged, and possibly metallic."